

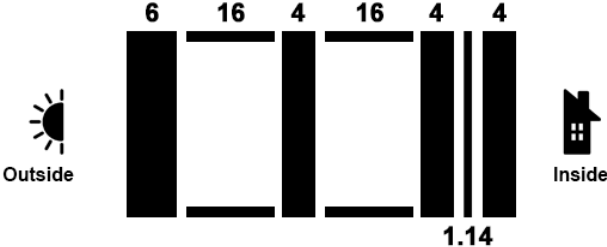


Product Description		
The Sunview F21 Frameless rooflight with laminated inner pane will let the maximum amount of natural light into your home with its stunning seamless glass design. The top-pane of glass overhangs the upstand and kerb to create an “infinity” effect, leaving no outward facing seals or joints		

Product Specification	
Brand	Sunview Rooflights
Producer	Electric Opening Skylights Ltd
Product Type	Fixed Roof Window
Product Code	F21-L
Standard Sizes	1000x2000, 1000x2500, 1000x3000, 1200x1200, 1200x2000, 1200x2400, 1500x1500, 1500x2000, 1500x2500, 1500x3000
Unit Weight	45kg m²
Unit Thickness	51.14mm
Glazing	Triple Tough Lam (6-16-4-16-9.14)


Built to standards	BS EN 12150 BS EN 1279 BS EN 14449 
--------------------	--


Glazing Specification & Performance	
	

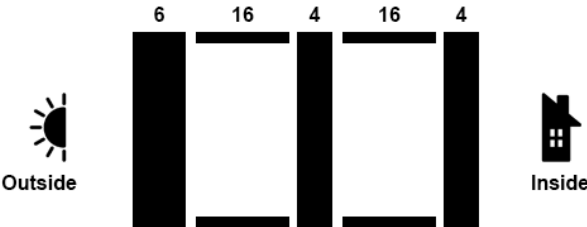
Self-clean Coating	SmartGuard self-clean Applied to outward facing pane
Glass Pane 1 (Outer)	6mm toughened clear
Cavity 1	16mm warm edge spacer bar 90% argon filled
Glass Pane 2 (Middle)	4mm toughened clear, Low-E
Cavity 2	16mm warm edge spacer bar 90% argon filled
Glass Pane 3 (Inner)	9.14mm toughened laminated clear including 1.14mm clear PVB interlayer
Outer-Pane Border	RAL 9008 jet black screen printed
Thermal Transmittance (U-Value)	0.8 W/(m²K)
Solar Energy Transmittance (G-Value)	51%
UV Transmission	0%
Daylight Transmittance	70%
Sound Insulation - Reduction	-42 dB

All building project requirements are unique, it is therefore the client's ultimate responsibility to ensure that the clearly stated specifications of the skylight is suitable for the specific build. The skylight must be installed safely and in accordance with the relevant planning authority, architectural requirements, and building and safety regulations.

Skylight not rated for human foot traffic, i.e. walking on the unit. You must take proper precautions to prevent/warn others from doing so.

Product Description	
The Sunview F21 Frameless Toughened Fixed Flat Roof Window will let the maximum amount of natural light into your home with its stunning seamless glass design. The top-pane of glass overhangs the upstand and kerb to create an “infinity” effect, leaving no outward facing seals or joints	

Product Specification	
Brand	Sunview Rooflights
Producer	Electric Opening Skylights Ltd
Product Type	Fixed Roof Window
Product Code	F21-T
Standard Sizes	400x400, 400x1200, 500x1200, 600x600, 600x900, 600x1200, 600x1500, 600x1800, 600x2000, 700x1200, 800x800, 800x1000, 800x1200, 800x1500, 800x1800, 800x2000, 1000x1000, 1000x1200, 1000x1500
Unit Weight	35kg m²
Unit Thickness	46mm
Glazing	Triple Tough (6-16-4-16-4)
Built to standards	BS EN 12150 BS EN 1279 

Glazing Specification & Performance	
	

Self-clean Coating	SmartGuard self-clean Applied to outward facing pane
Glass Pane 1 (Outer)	6mm toughened clear
Cavity 1	16mm warm edge spacer bar 90% argon filled
Glass Pane 2 (Middle)	4mm toughened clear, Low-E
Cavity 2	16mm warm edge spacer bar 90% argon filled
Glass Pane 3 (Inner)	4mm toughened clear soft coat, Low E
Outer-Pane Border	RAL 9008 jet black screen printed
Thermal Transmittance (U-Value)	0.8 W/(m²K)
Solar Energy Transmittance (G-Value)	49%
UV Transmission	20%
Daylight Transmittance	69%
Sound Insulation - Reduction	-38 dB

All building project requirements are unique, it is therefore the client's ultimate responsibility to ensure that the clearly stated specifications of the skylight is suitable for the specific build. The skylight must be installed safely and in accordance with the relevant planning authority, architectural requirements, and building and safety regulations.

Skylight not rated for human foot traffic, i.e. walking on the unit. You must take proper precautions to prevent/warn others from doing so.